








**PROPOSED PENG CHAU
STW UPGRADE**

TAI LEI ISLAND

PENG CHAU

LEGEND

-  PROPOSED OUTFALLS
-  AREA B - SEDIMENTATION ZONE
($\geq 30\%$ INCREASE ON BASELINE)
-  AREA A - AREA OF HABITAT LOSS
-  ESTIMATED MAXIMUM WET SEASON ZONE
OF INITIAL DILUTION
-  ESTIMATED MAXIMUM DRY SEASON ZONE
OF INITIAL DILUTION

